

COMMUNITY PROFILE: Brooklyn Centre

POPULATION†	Count
Total Population	9,242
Households	3,341
Avg Household Size	2.77

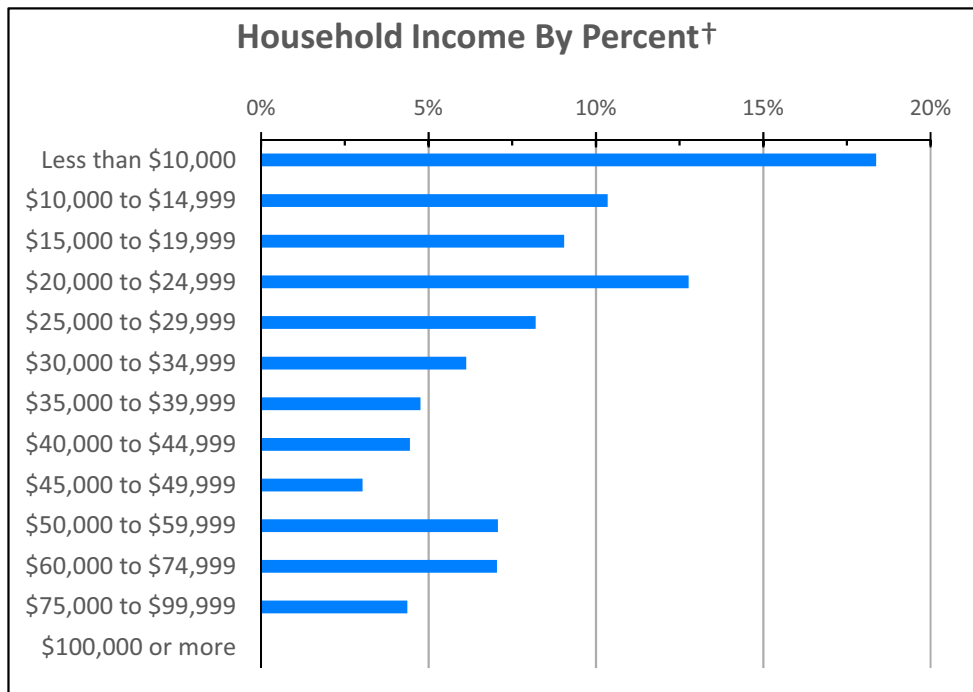
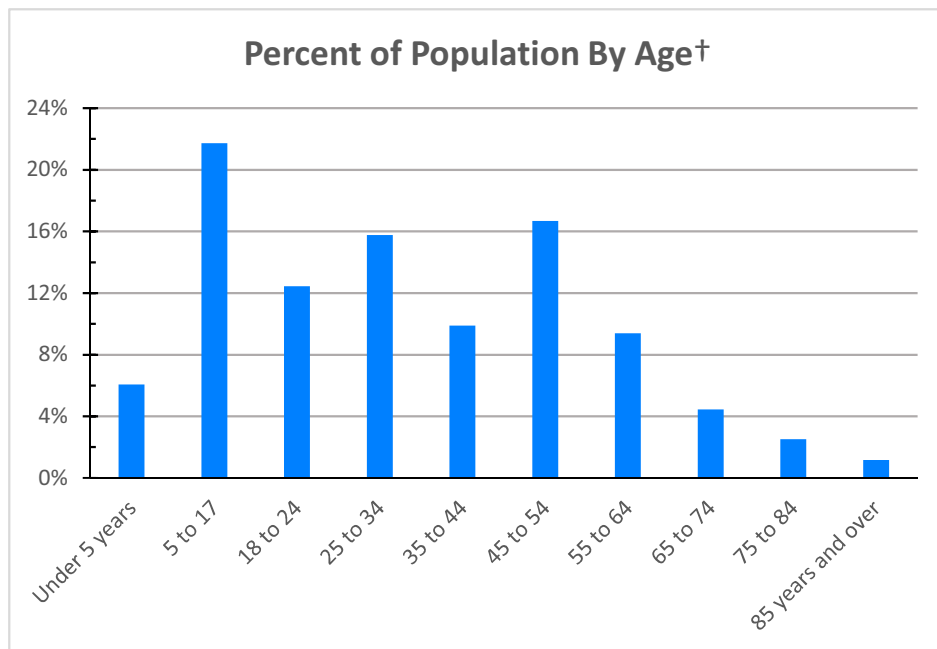
RACE / ETHNICITY†	Count	%
African-American	2,387	25.8%
Total Minority	5,096	55.1%

HOUSING TENURE†	Count	%
Owner	1,331	39.9%
Renter	2,010	60.1%

SEX†	%
Pct Male	48.5%
Pct Female	51.5%

HOUSEHOLD INCOME†	Total Households
Less than \$10,000	614
\$10,000 to \$14,999	346
\$15,000 to \$19,999	303
\$20,000 to \$24,999	427
\$25,000 to \$29,999	274
\$30,000 to \$34,999	205
\$35,000 to \$39,999	159
\$40,000 to \$44,999	149
\$45,000 to \$49,999	101
\$50,000 to \$59,999	236
\$60,000 to \$74,999	236
\$75,000 to \$99,999	146
\$100,000 or more	0

PERCENT UNEMPLOYMENT† 17.5%

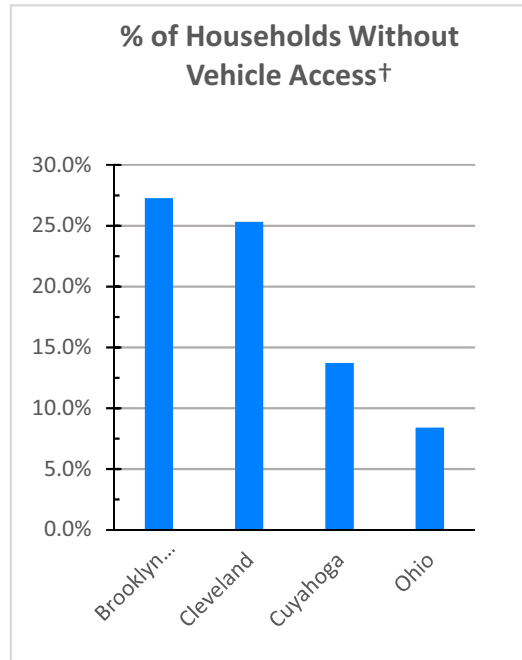


HOUSEHOLD INCOME†	Brooklyn Centre	Cleveland	Cuyahoga	Ohio
Median Household Income	\$ -	\$ 26,179	\$ 44,203	\$ 48,849
Aggregate Income	\$ 119,413,626	\$ 6,525,565,600	\$ 34,420,250,500	\$ 299,293,760,100
Per Capita Income	\$ 12,921	\$ 16,642	\$ 27,156	\$ 25,890
Income Per Square Mile	\$ 80,156,376	\$ 83,984,113	\$ 75,286,534	\$ 6,676,938

† All data except SNAP from the U.S. Census Bureau, American Community Survey 2010-2014 5 Year Estimates

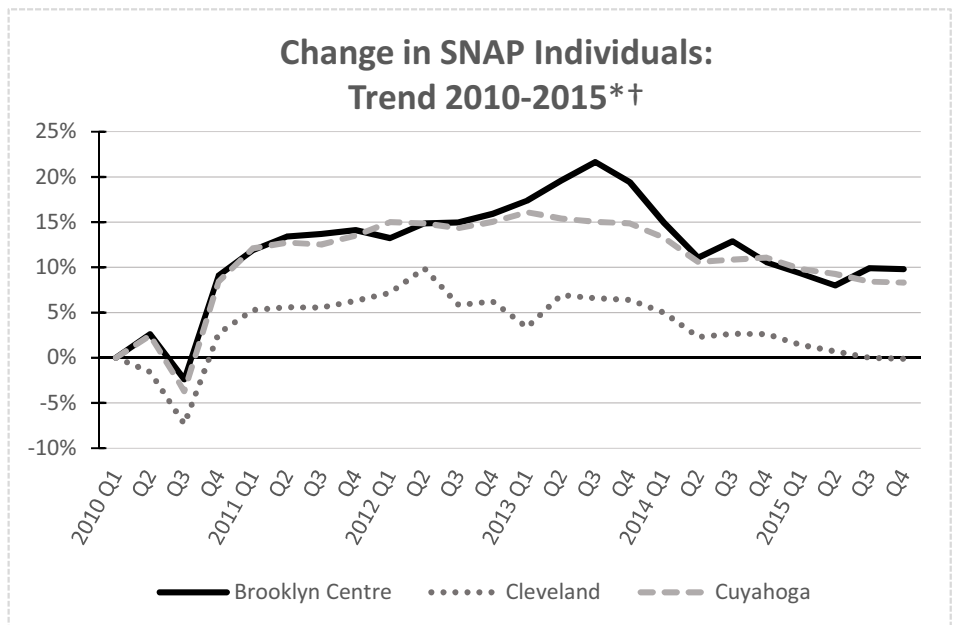
RATIO OF INCOME TO POVERTY LEVEL†		Brooklyn Centre	Cleveland	Cuyahoga	Ohio
Population for whom poverty status is determined:		9,135	381,531	1,241,330	11,243,508
Population Below Poverty Level		3,738	136,860	230,111	1,790,564
Percent		40.9%	35.9%	18.5%	15.9%
Population Below 200% of Poverty Level		6,119	233,518	461,140	3,859,814
Percent		67.0%	61.2%	37.1%	34.3%

VEHICLE ACCESS†	Brooklyn Centre	Cleveland	Cuyahoga	Ohio
Households w/o Vehicles	911	42,169	73,370	384,271
Percent	27.3%	25.3%	13.7%	8.4%
Total Vehicles Available	4,111	191,124	793,926	8,105,659
Vehicles Per Person	0.44	0.49	0.63	0.70



SNAP STATISTICS, 2015 4th Quarter*†	Brooklyn Centre	Cleveland	Cuyahoga
Total assistance groups, number	2,040	81,724	140,368
Child-only assistance groups, number	25	931	1,996
Total individuals, number	4,329	152,476	261,717
% Total individuals	51.8%	42.2%	21.2%
Individuals aged <5, number	525	18,874	30,646
Individuals aged 5-17, number	1,309	40,152	69,533
Individuals aged 18-64, number	2,266	82,545	141,140
Individuals aged 65+, number	229	10,905	20,398

SNAP INDIVIDUALS, TREND 2010-2015*†	Brooklyn Centre	%
2010 Q1	3,942	42.7%
2010 Q4	4,301	46.5%
2011 Q1	4,410	47.7%
2011 Q4	4,499	48.7%
2012 Q1	4,463	48.3%
2012 Q4	4,569	49.4%
2013 Q1	4,627	50.1%
2013 Q4	4,708	50.9%
2014 Q1	4,530	49.0%
2014 Q4	4,358	47.2%
2015 Q1	4,309	46.6%
2015 Q4	4,329	46.8%






†SNAP Data from NEOCANDO, Center on Urban Poverty and Community Development. All other data from the U.S. Census Bureau, American Community Survey, 2010-2014





*SNAP (Supplemental Nutrition Assistance Program), formerly known as the food stamp program, is a federal program run by the U.S. Department of Agriculture that offers nutrition assistance to eligible low-income individuals and families.

Community Food Resources: Brooklyn Centre

Major Grocery, By Type

-  Supermarket
-  Large Grocery
-  Other Large Market




Food Production / Distribution Sites

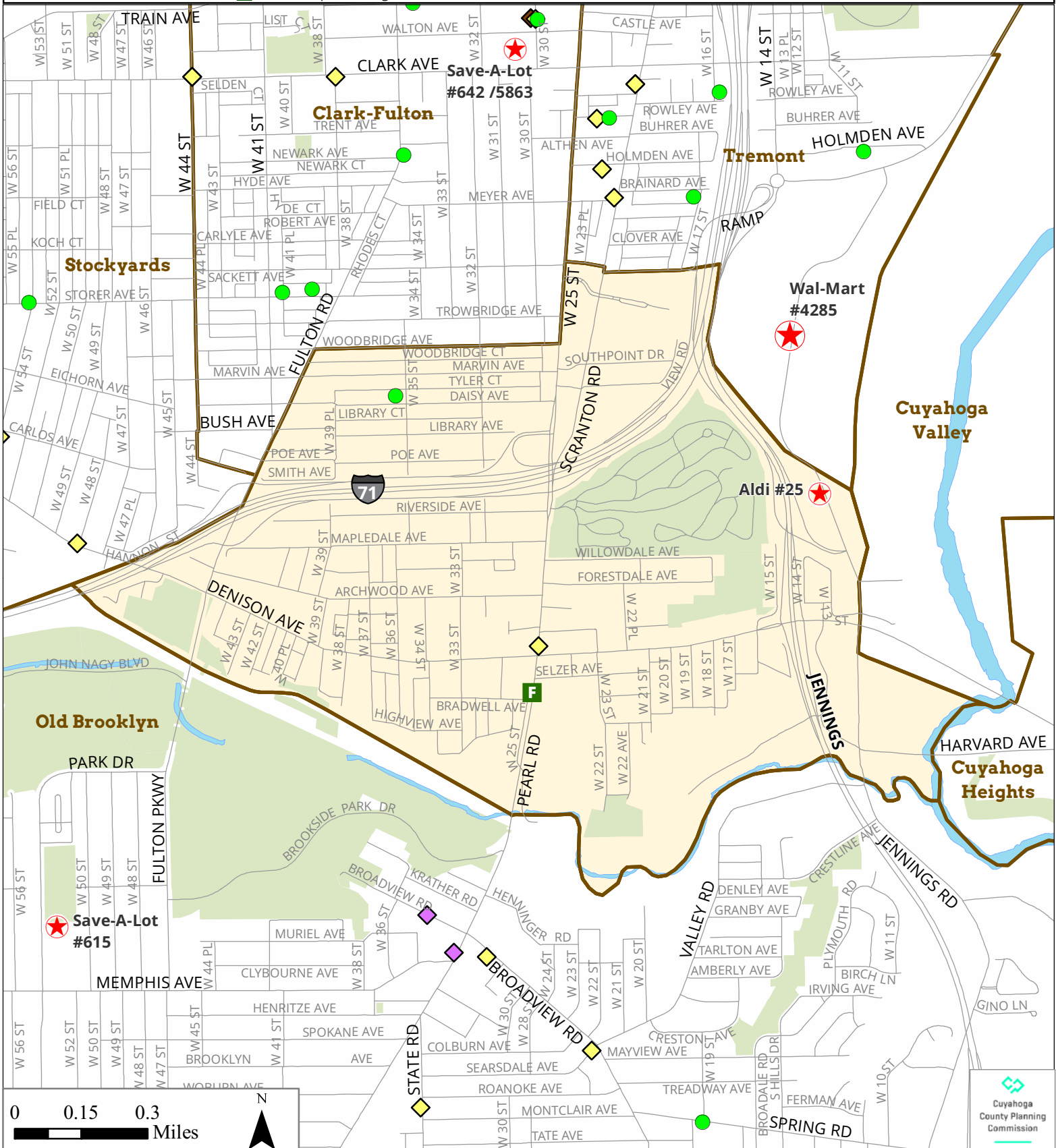
-  Cleveland Summer Sprout Garden
-  School Garden (Suburban)
-  Suburban Garden
-  Green Corps Learning Garden

Farmers Markets by SNAP Acceptance

-  YES
-  NO

Food Distribution and Assistance Resources

-  Food Pantry
-  Hot Meal
-  Stay Well Project Site (Hunger Network)



Community Food Resources		City / Neighborhood		Resource		Name		Address		Description	
Cleveland: Brooklyn Centre											
Agriculture				Daisy Avenue Garden				3510 Daisy Ave.			
Summer Sprout											
Emergency Food				Brookside-Hunger Center				3802 Pearl Road			
Pantry											
Farmers Market				Old Brooklyn Farmers Market							
(blank)											
Grocery				Aldi #25				3586 Steelyard Drive			
Large Grocery											
School Lunch				Denison				3799 W 33rd St		Public School	
Elementary School				Horizon Science Academy-Denison Middle School				1700 Denison Ave		Community School	