

COMMUNITY PROFILE: Brooklyn Heights

POPULATION†	Count
Total Population	1,518
Households	564
Avg Household Size	2.69

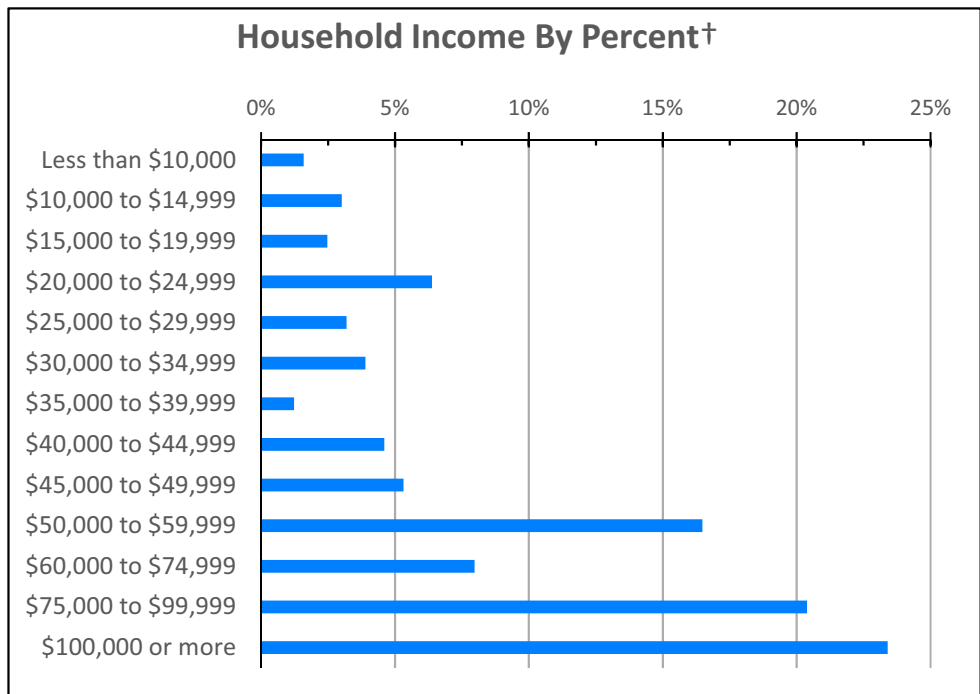
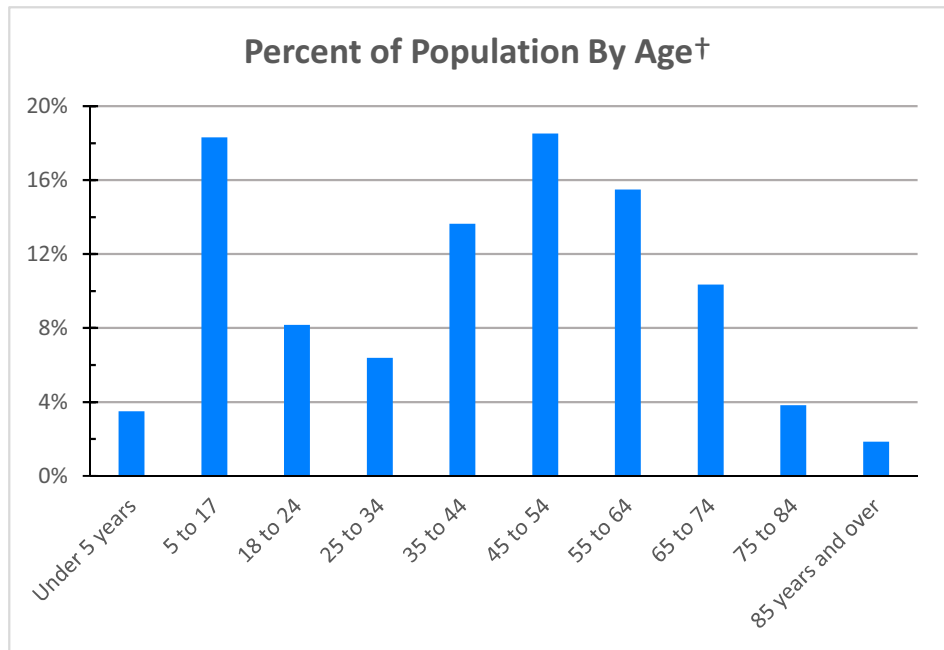
RACE / ETHNICITY†	Count	%
African-American	4	0.3%
Total Minority	58	3.8%

HOUSING TENURE†	Count	%
Owner	483	85.6%
Renter	81	14.4%

SEX†	%
Pct Male	45.3%
Pct Female	54.7%

HOUSEHOLD INCOME†	Total Households
Less than \$10,000	9
\$10,000 to \$14,999	17
\$15,000 to \$19,999	14
\$20,000 to \$24,999	36
\$25,000 to \$29,999	18
\$30,000 to \$34,999	22
\$35,000 to \$39,999	7
\$40,000 to \$44,999	26
\$45,000 to \$49,999	30
\$50,000 to \$59,999	93
\$60,000 to \$74,999	45
\$75,000 to \$99,999	115
\$100,000 or more	132

PERCENT UNEMPLOYMENT† 8.6%

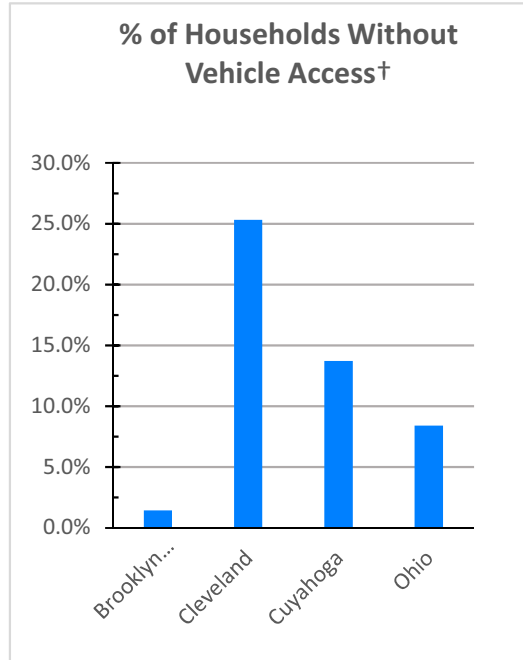


HOUSEHOLD INCOME†	Brooklyn Heights	Cleveland	Cuyahoga	Ohio
Median Household Income	\$ 64,500	\$ 26,179	\$ 44,203	\$ 48,849
Aggregate Income	\$ 43,707,300	\$ 6,525,565,600	\$ 34,420,250,500	\$ 299,293,760,100
Per Capita Income	\$ 28,793	\$ 16,642	\$ 27,156	\$ 25,890
Income Per Square Mile	\$ 24,805,773	\$ 83,984,113	\$ 75,286,534	\$ 6,676,938

† All data except SNAP from the U.S. Census Bureau, American Community Survey 2010-2014 5 Year Estimates

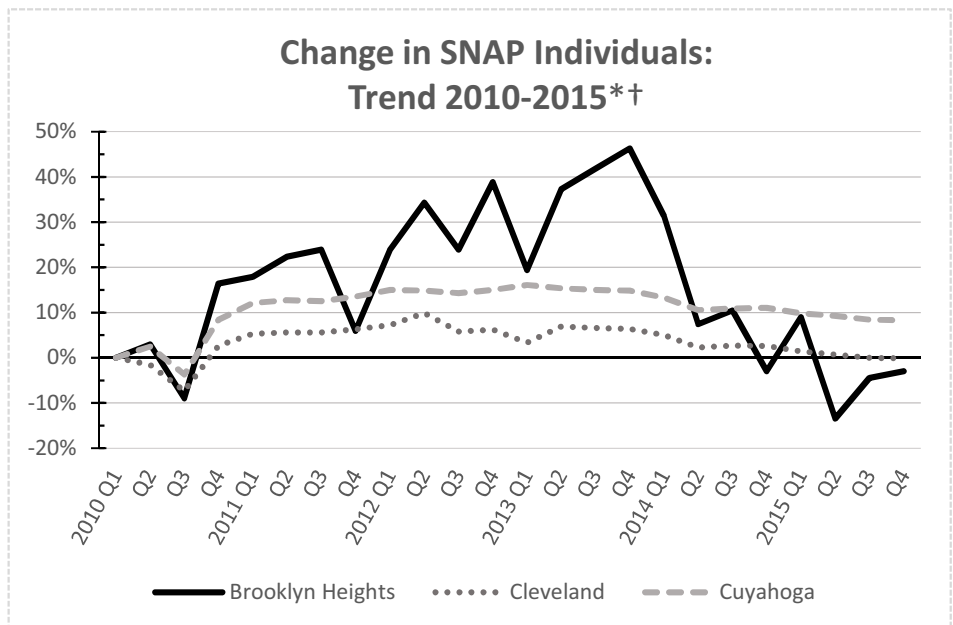
RATIO OF INCOME TO POVERTY LEVEL†	Brooklyn Heights	Cleveland	Cuyahoga	Ohio
Population for whom poverty status is determined:	1,518	381,531	1,241,330	11,243,508
Population Below Poverty Level	88	136,860	230,111	1,790,564
Percent	5.8%	35.9%	18.5%	15.9%
Population Below 200% of Poverty Level	322	233,518	461,140	3,859,814
Percent	21.2%	61.2%	37.1%	34.3%

VEHICLE ACCESS†	Brooklyn Heights	Cleveland	Cuyahoga	Ohio
Households w/o Vehicles	8	42,169	73,370	384,271
Percent	1.4%	25.3%	13.7%	8.4%
Total Vehicles Available	1,170	191,124	793,926	8,105,659
Vehicles Per Person	0.77	0.49	0.63	0.70



SNAP STATISTICS, 2015 4th Quarter*†	Brooklyn Heights	Cleveland	Cuyahoga
Total assistance groups, number	34	81,724	140,368
Child-only assistance groups, number	1	931	1,996
Total individuals, number	65	152,476	261,717
% Total individuals	4.2%	42.2%	21.2%
Individuals aged <5, number	4	18,874	30,646
Individuals aged 5-17, number	21	40,152	69,533
Individuals aged 18-64, number	39	82,545	141,140
Individuals aged 65+, number	1	10,905	20,398

SNAP INDIVIDUALS, TREND 2010-2015*†	Brooklyn Heights	%
2010 Q1	67	4.4%
2010 Q4	78	5.1%
2011 Q1	79	5.2%
2011 Q4	71	4.7%
2012 Q1	83	5.5%
2012 Q4	93	6.1%
2013 Q1	80	5.3%
2013 Q4	98	6.5%
2014 Q1	88	5.8%
2014 Q4	65	4.3%
2015 Q1	73	4.8%
2015 Q4	65	4.3%






†SNAP Data from NEOCANDO, Center on Urban Poverty and Community Development. All other data from the U.S. Census Bureau, American Community Survey, 2010-2014





*SNAP (Supplemental Nutrition Assistance Program), formerly known as the food stamp program, is a federal program run by the U.S. Department of Agriculture that offers nutrition assistance to eligible low-income individuals and families.

Community Food Resources: Brooklyn Heights

Major Grocery, By Type

-  Supermarket
-  Large Grocery
-  Other Large Market



Food Production / Distribution Sites

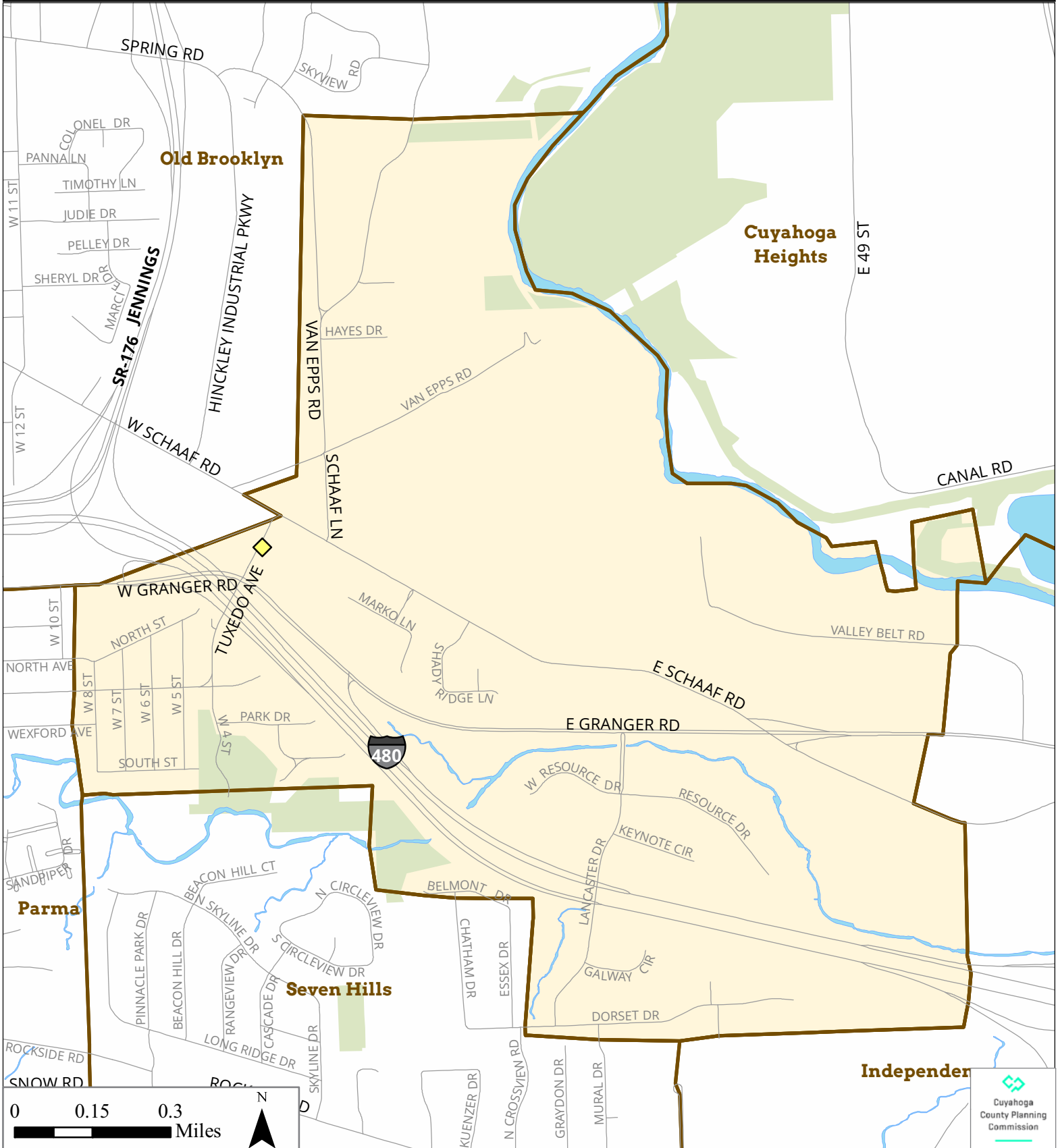
-  Cleveland Summer Sprout Garden
-  School Garden (Suburban)
-  Suburban Garden
-  Green Corps Learning Garden

Farmers Markets by SNAP Acceptance

-  YES
-  NO

Food Distribution and Assistance Resources

-  Food Pantry
-  Hot Meal
-  Stay Well Project Site (Hunger Network)



Community Food Resources			
City / Neighborhood	Resource	Name	Description
Brooklyn Heights	Emergency Food Pantry	Project Hope	233 Tuxedo Avenue