

COMMUNITY PROFILE: Brecksville

POPULATION†	Count
Total Population	13,543
Households	5,240
Avg Household Size	2.58

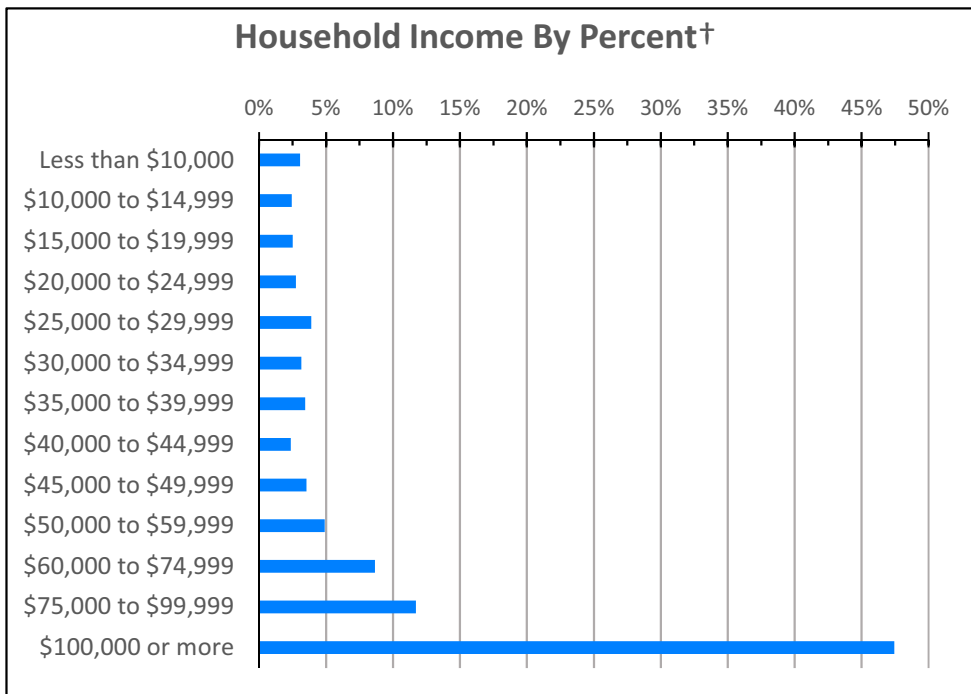
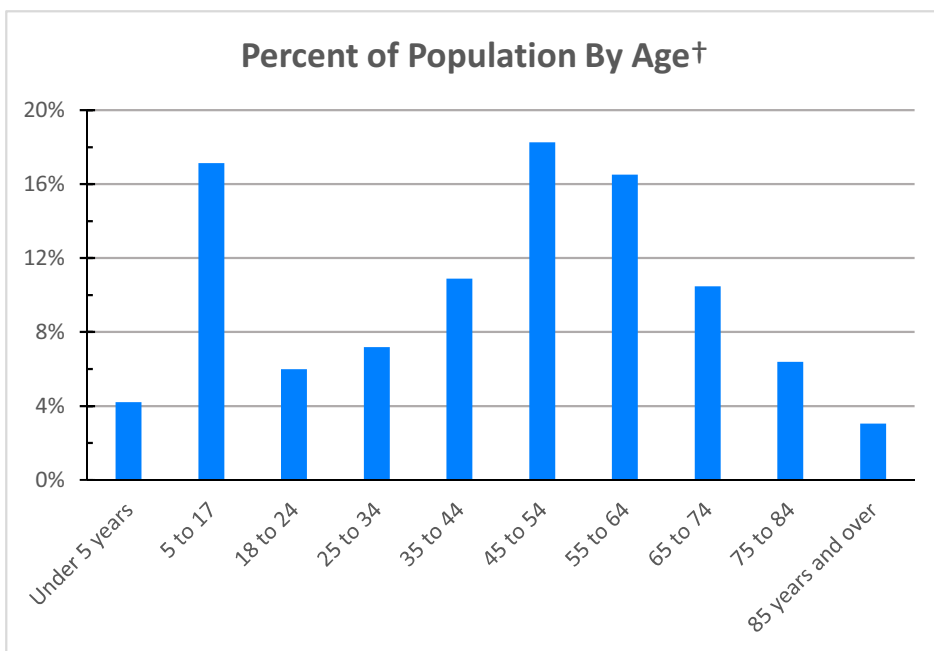
RACE / ETHNICITY†	Count	%
African-American	217	1.6%
Total Minority	656	4.8%

HOUSING TENURE†	Count	%
Owner	4,371	83.4%
Renter	869	16.6%

SEX†	%
Pct Male	49.8%
Pct Female	50.2%

HOUSEHOLD INCOME†	Total Households
Less than \$10,000	161
\$10,000 to \$14,999	128
\$15,000 to \$19,999	132
\$20,000 to \$24,999	145
\$25,000 to \$29,999	205
\$30,000 to \$34,999	166
\$35,000 to \$39,999	181
\$40,000 to \$44,999	125
\$45,000 to \$49,999	186
\$50,000 to \$59,999	257
\$60,000 to \$74,999	454
\$75,000 to \$99,999	614
\$100,000 or more	2,486

PERCENT UNEMPLOYMENT†	5.3%
------------------------------	-------------

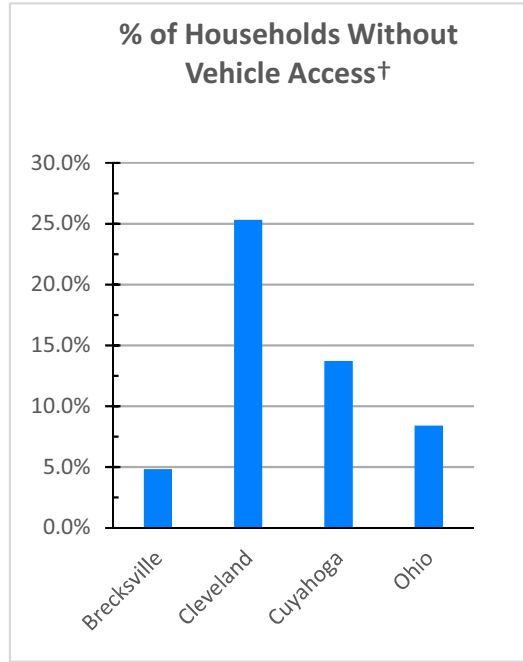


HOUSEHOLD INCOME†	Brecksville	Cleveland	Cuyahoga	Ohio
Median Household Income	\$ 93,409	\$ 26,179	\$ 44,203	\$ 48,849
Aggregate Income	\$ 657,482,100	\$ 6,525,565,600	\$ 34,420,250,500	\$ 299,293,760,100
Per Capita Income	\$ 48,548	\$ 16,642	\$ 27,156	\$ 25,890
Income Per Square Mile	\$ 33,399,939	\$ 83,984,113	\$ 75,286,534	\$ 6,676,938

† All data except SNAP from the U.S. Census Bureau, American Community Survey 2010-2014 5 Year Estimates

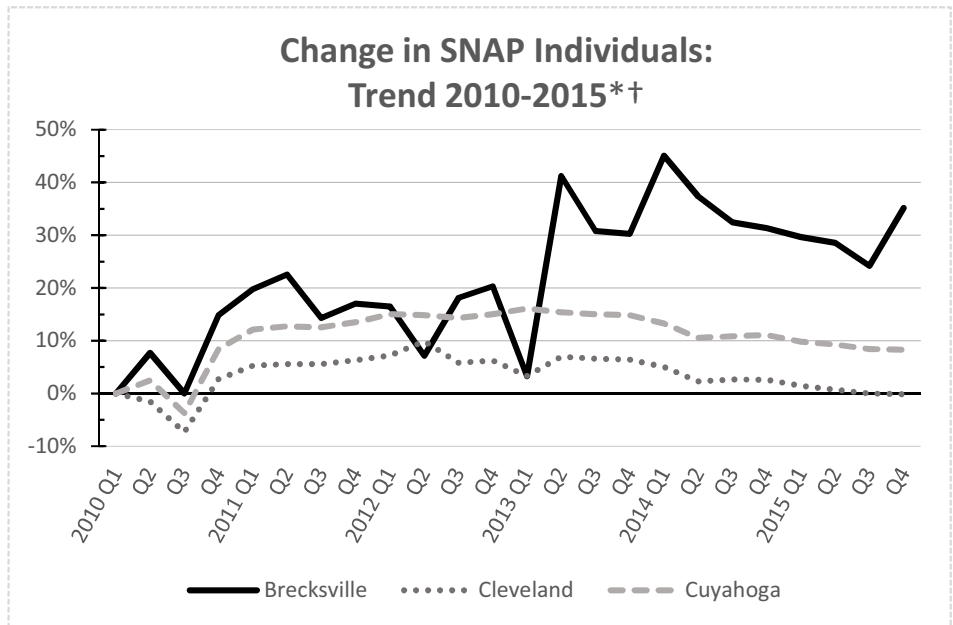
RATIO OF INCOME TO POVERTY LEVEL†	Brecksville	Cleveland	Cuyahoga	Ohio
Population for whom poverty status is determined:	13,341	381,531	1,241,330	11,243,508
Population Below Poverty Level	442	136,860	230,111	1,790,564
Percent	3.3%	35.9%	18.5%	15.9%
Population Below 200% of Poverty Level	1,667	233,518	461,140	3,859,814
Percent	12.5%	61.2%	37.1%	34.3%

VEHICLE ACCESS†	Brecksville	Cleveland	Cuyahoga	Ohio
Households w/o Vehicles	252	42,169	73,370	384,271
Percent	4.8%	25.3%	13.7%	8.4%
Total Vehicles Available	10,321	191,124	793,926	8,105,659
Vehicles Per Person	0.76	0.49	0.63	0.70



SNAP STATISTICS, 2015 4th Quarter*†	Brecksville	Cleveland	Cuyahoga
Total assistance groups, number	131	81,724	140,368
Child-only assistance groups, number	1	931	1,996
Total individuals, number	246	152,476	261,717
% Total individuals	1.8%	42.2%	21.2%
Individuals aged <5, number	25	18,874	30,646
Individuals aged 5-17, number	63	40,152	69,533
Individuals aged 18-64, number	134	82,545	141,140
Individuals aged 65+, number	24	10,905	20,398

SNAP INDIVIDUALS, TREND 2010-2015*†	Brecksville	%
2010 Q1	182	1.3%
2010 Q4	209	1.5%
2011 Q1	218	1.6%
2011 Q4	213	1.6%
2012 Q1	212	1.6%
2012 Q4	219	1.6%
2013 Q1	188	1.4%
2013 Q4	237	1.7%
2014 Q1	264	1.9%
2014 Q4	239	1.8%
2015 Q1	236	1.7%
2015 Q4	246	1.8%






†SNAP Data from NEOCANDO, Center on Urban Poverty and Community Development. All other data from the U.S. Census Bureau, American Community Survey, 2010-2014





*SNAP (Supplemental Nutrition Assistance Program), formerly known as the food stamp program, is a federal program run by the U.S. Department of Agriculture that offers nutrition assistance to eligible low-income individuals and families.

Community Food Resources: Brecksville

Major Grocery, By Type

-  Supermarket
-  Large Grocery
-  Other Large Market




Food Production / Distribution Sites

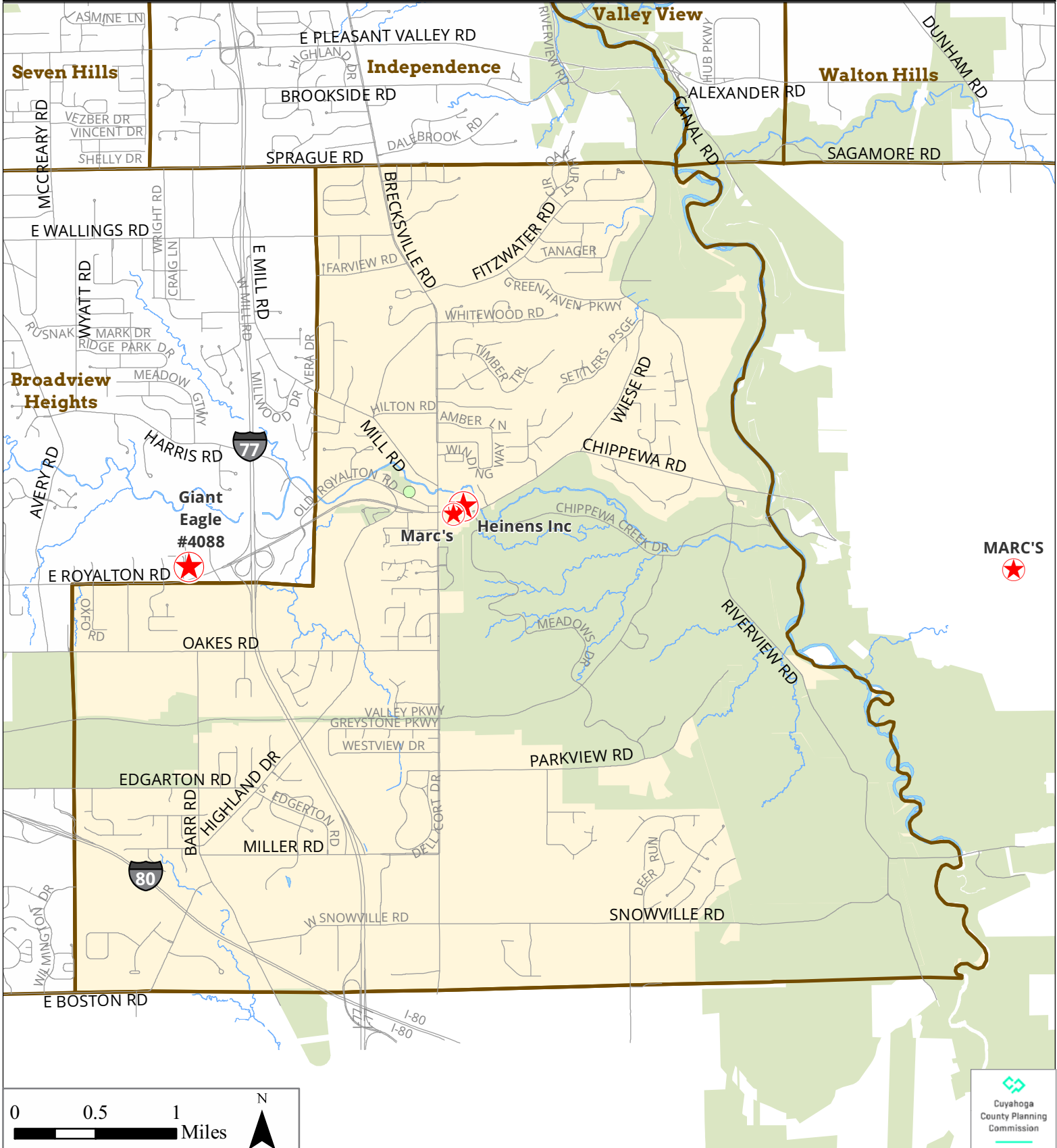
-  Cleveland Summer Sprout Garden
-  School Garden (Suburban)
-  Suburban Garden
-  Green Corps Learning Garden

Farmers Markets by SNAP Acceptance

-  YES
-  NO

Food Distribution and Assistance Resources

-  Food Pantry
-  Stay Well Project Site (Hunger Network)
-  Hot Meal



Community Food Resources		City / Neighborhood		Resource		Name	Address	Description
Brecksville								
Agriculture								
Suburban				Brecksville Community Garden		6925 Old Stadium Dr.		
Grocery								
Large Grocery				Marc's		7510 CHIPPEWA RD		
Supermarket				Heimens Inc		8383 CHIPPEWA RD		
School Lunch								
				Cuyahoga Valley Career Center		8001 Brecksville Rd		Joint Vocational School District
Elementary School				Central Elementary School		27 Public Sq		Public School
				Chippewa Elementary School		8611 Wise Rd		Public School
				Highland Drive Elementary School		9457 Highland Dr		Public School
				Hilton Elementary School		6812 Mill Rd		Public School
				South Suburban Montessori		4450 Oakes Rd Bldg 6		Nonpublic School