

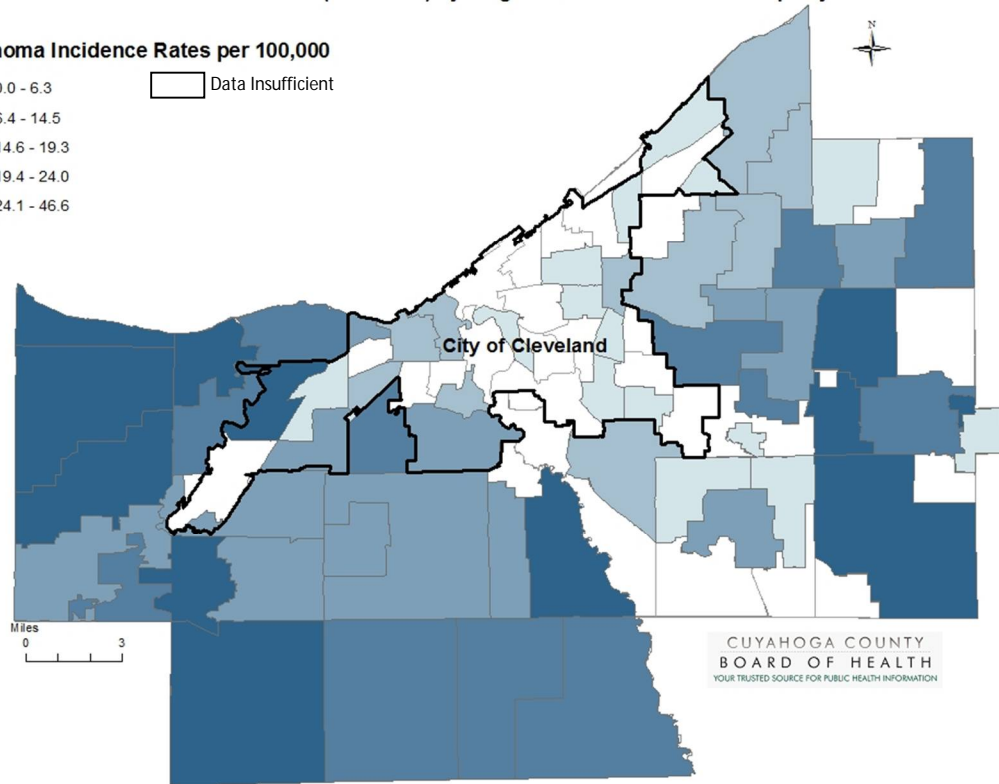

SKIN CANCER (MELANOMA)

The rate of skin cancer for Cuyahoga County from 2007-2011 was 15.9 per 100,000 population, compared to 19.5 for the state of Ohio and 19.9 for the nation.³

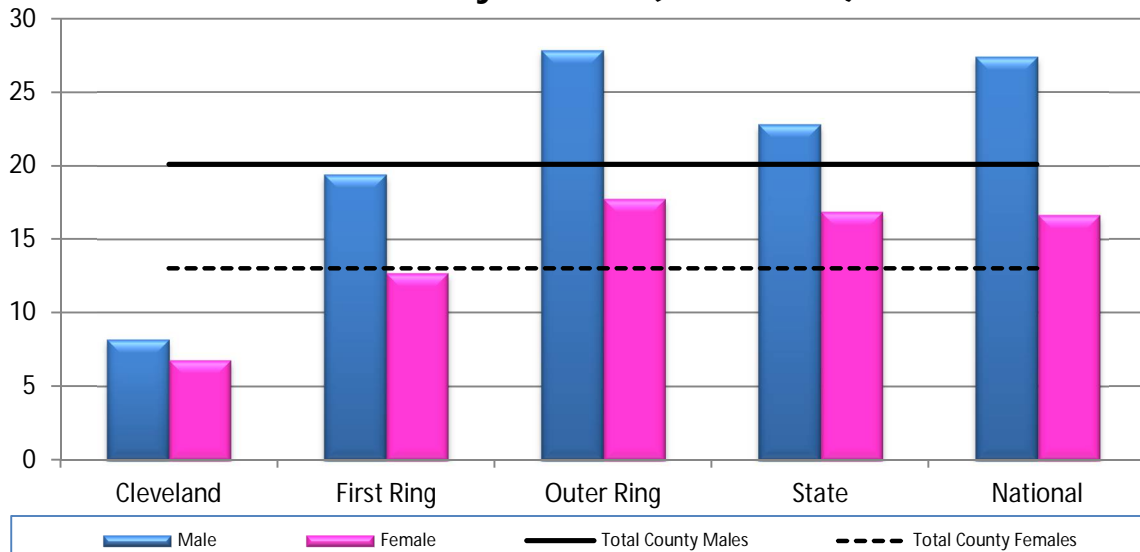
Incidence

**Cuyahoga County:
Melanoma of the Skin Incidence Rates (2007-2011) by Neighborhood/Suburban Municipality**

Melanoma Incidence Rates per 100,000

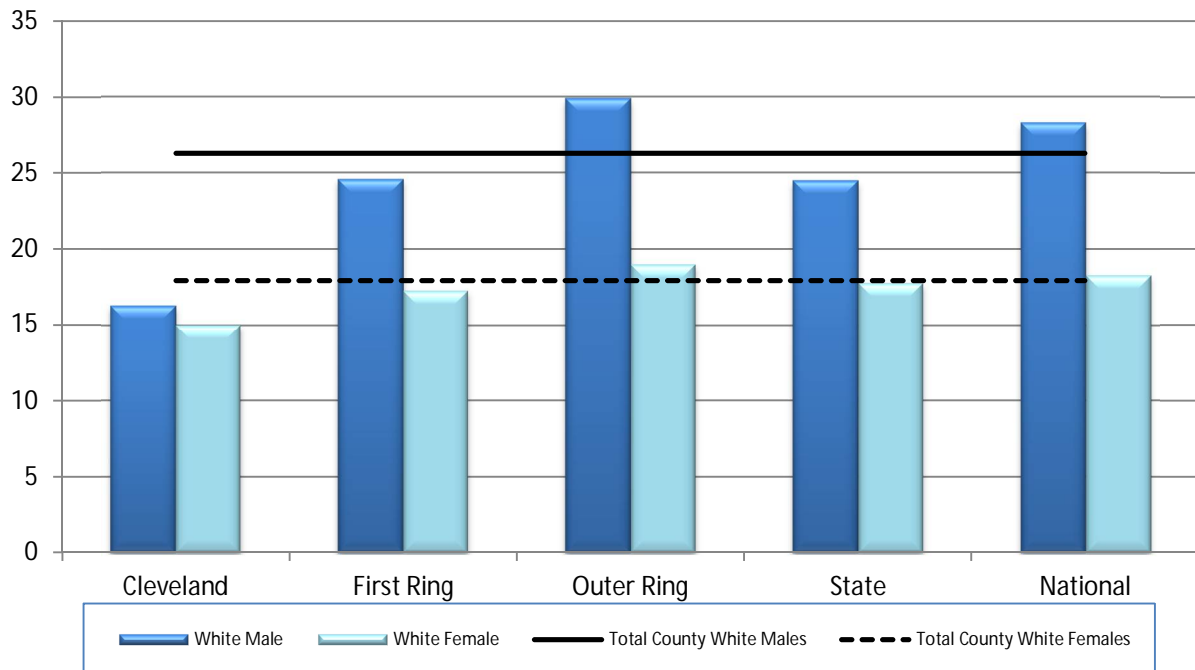


Melanoma by Gender (2007-2011)



	Cleveland	First Ring	Outer Ring	Cuyahoga County	State	National
Male	8.2	19.4	27.8	20.1	23.5	25.4
Female	6.8	12.7	17.8	13.0	17.0	15.9

Melanoma by Race (White) 2007-2011



Melanoma by Race 2007-2011

	Cleveland	First Ring	Outer Ring	Cuyahoga County	State	National
White Male	16.3	24.6	29.9	26.3	24.5	28.3
White Female	15.0	17.3	19.0	17.9	17.8	18.3
White (total)	15.7	19.8	23.7	21.3	20.4	22.5
Black Male	1.5	DNS	DNS	1.0	1.1	1.1
Black Female	DNS	DNS	0	0.7	1.0	1.0
Black (total)	1.0	DNS	DNS	0.8	1.0	1.0

DNS = Data not sufficient