

# CERVICAL CANCER

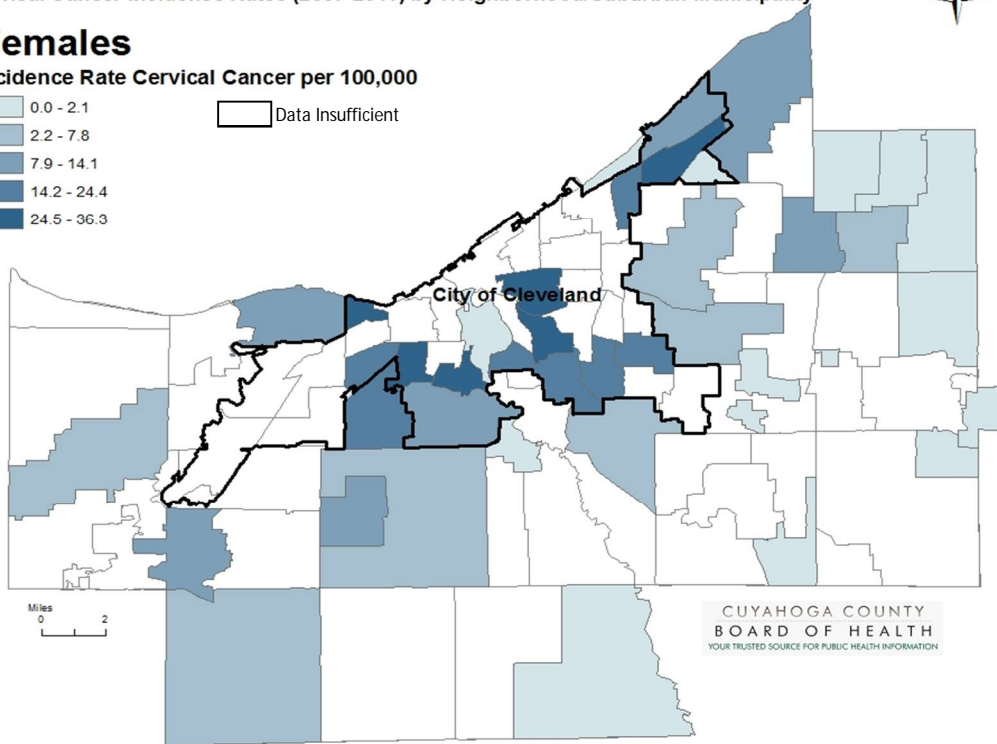
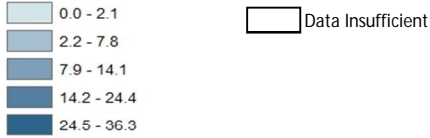
The rate of cervical cancer for Cuyahoga County from 2007-2011 was 8.3 per 100,000 population, compared to 7.5 for the state of Ohio and 7.7 for the nation.<sup>3</sup>

## Incidence

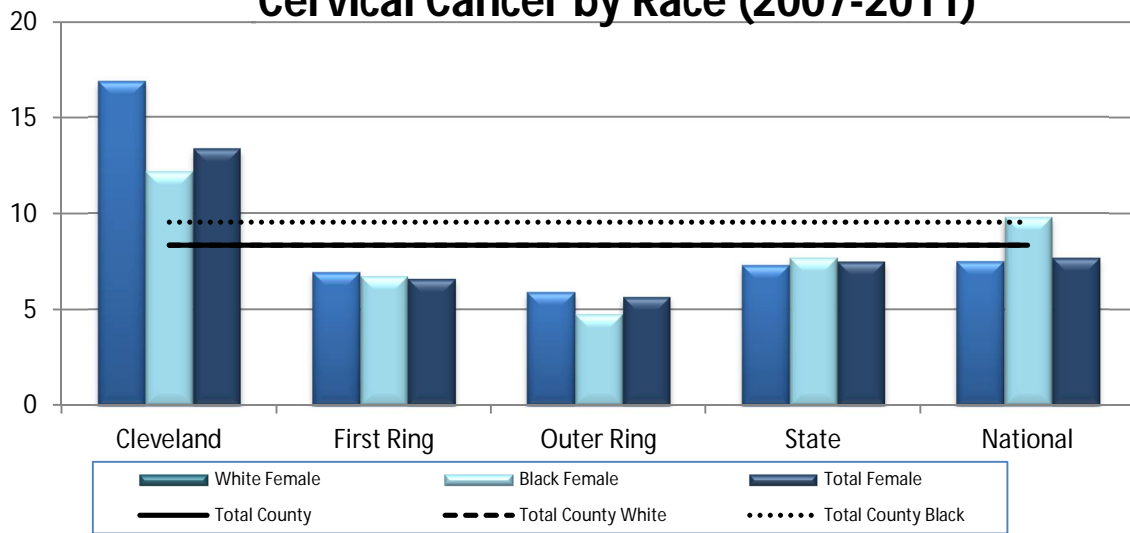
**Cuyahoga County:**  
Cervical Cancer Incidence Rates (2007-2011) by Neighborhood/Suburban Municipality

### Females

Incidence Rate Cervical Cancer per 100,000



## Cervical Cancer by Race (2007-2011)



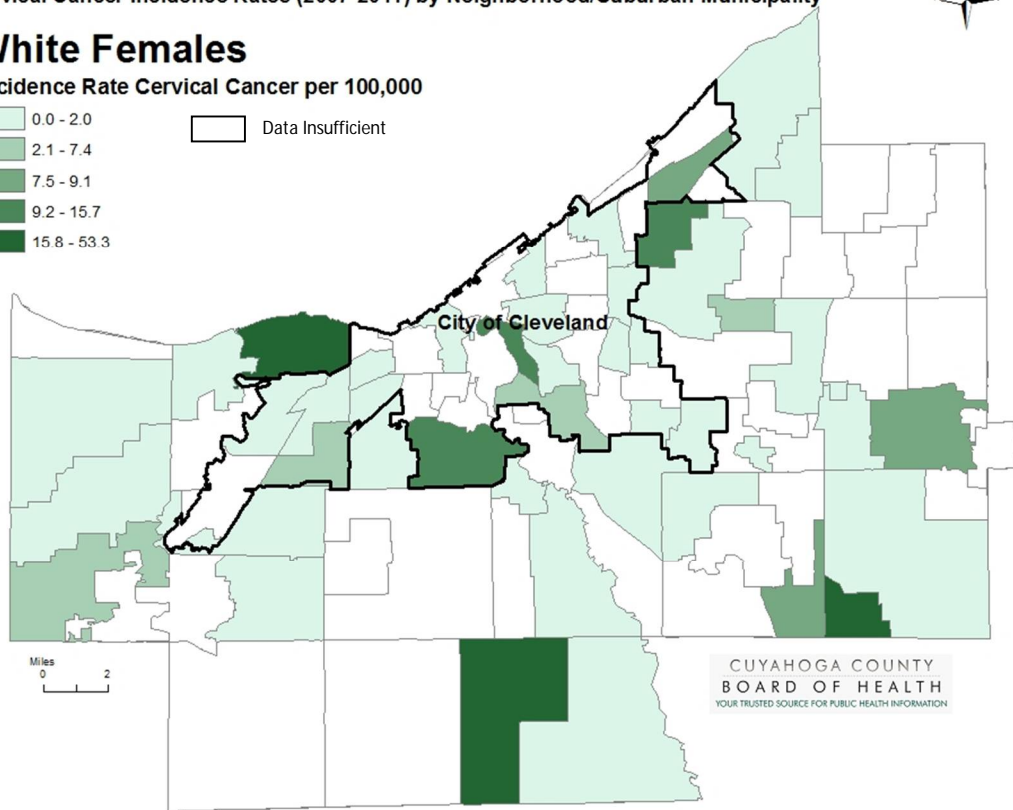
	Cleveland	First Ring	Outer Ring	Cuyahoga County	State	National
White Female	16.9	7.0	5.9	8.3	7.3	7.5
Black Female	12.2	6.7	4.8	9.6	7.7	9.8
Total Female	13.4	6.6	5.7	8.3	7.5	7.7

Cuyahoga County:  
Cervical Cancer Incidence Rates (2007-2011) by Neighborhood/Suburban Municipality



### White Females

Incidence Rate Cervical Cancer per 100,000



Cuyahoga County:  
Cervical Cancer Incidence Rates (2007-2011) by Neighborhood/Suburban Municipality



### Black Females

Incidence Rate Cervical Cancer per 100,000

