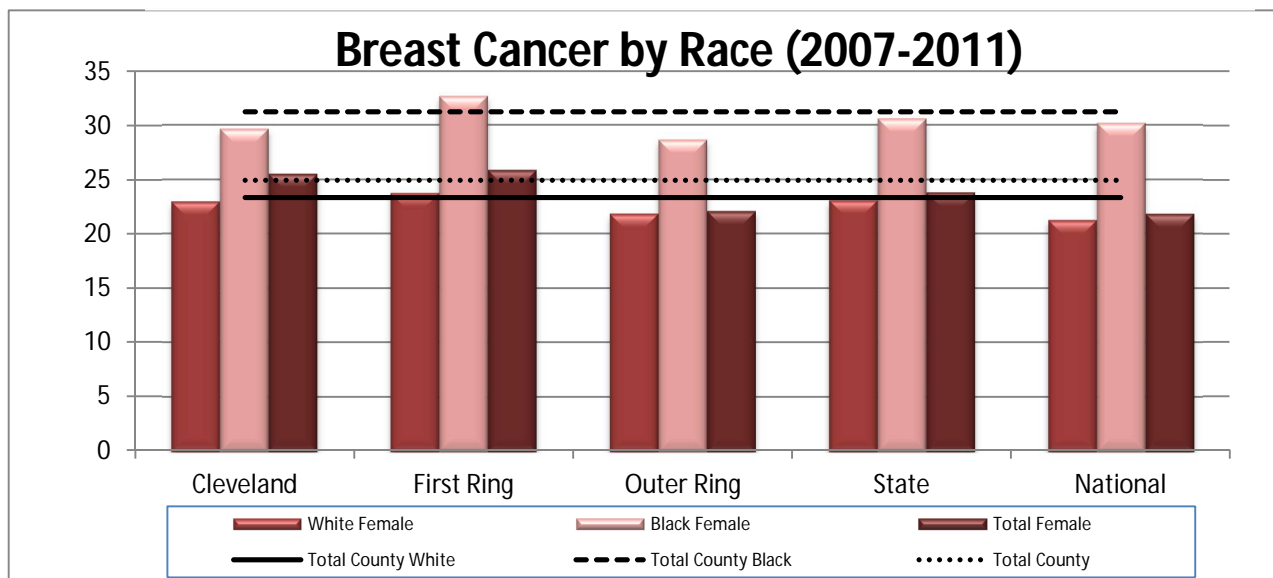
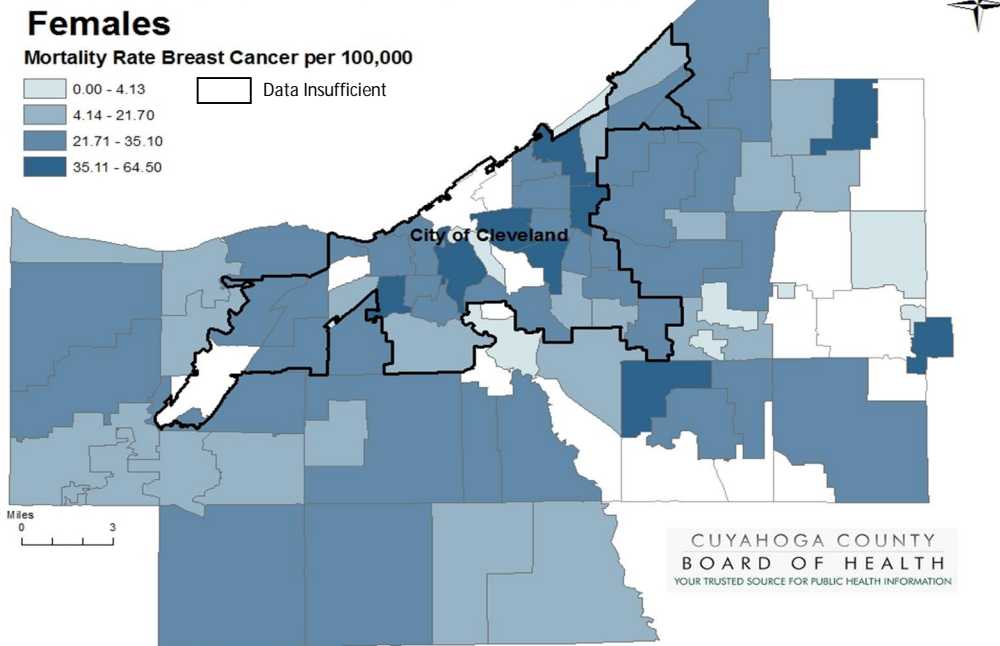


# FEMALE BREAST CANCER

## Mortality

The rate of female breast cancer deaths for Cuyahoga County from 2007-2011 was 24.9 per 100,000 population, compared to 23.8 for the state of Ohio and 21.9 for the nation.<sup>3</sup>

Cuyahoga County:  
Cancer Mortality Rates (2007-2011) by Neighborhood/Suburban Municipality



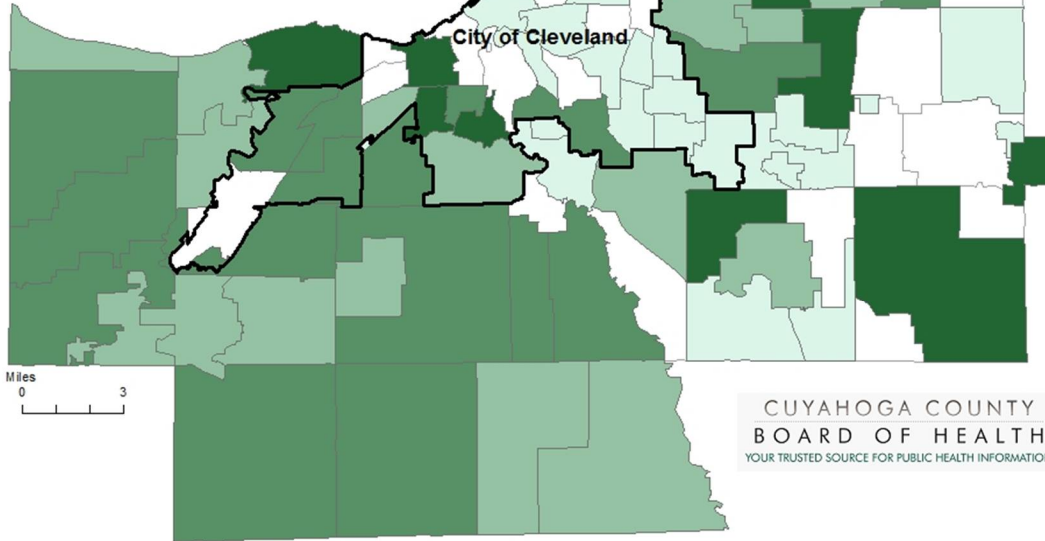

	Cleveland	First Ring	Outer Ring	Cuyahoga County	State	National
White Female	23.0	23.8	21.9	23.3	23.1	21.3
Black Female	29.7	32.7	28.7	31.3	30.6	30.2
Total Female	25.6	25.9	22.1	24.9	23.8	21.9

Cuyahoga County:  
Cancer Mortality Rates (2007-2011) by Neighborhood/Suburban Municipality



### White Females

Mortality Rate Breast Cancer per 100,000



Cuyahoga County:  
Cancer Mortality Rates (2007-2011) by Neighborhood/Suburban Municipality



### Black Females

Mortality Rate Breast Cancer per 100,000

