

# FEMALE BREAST CANCER

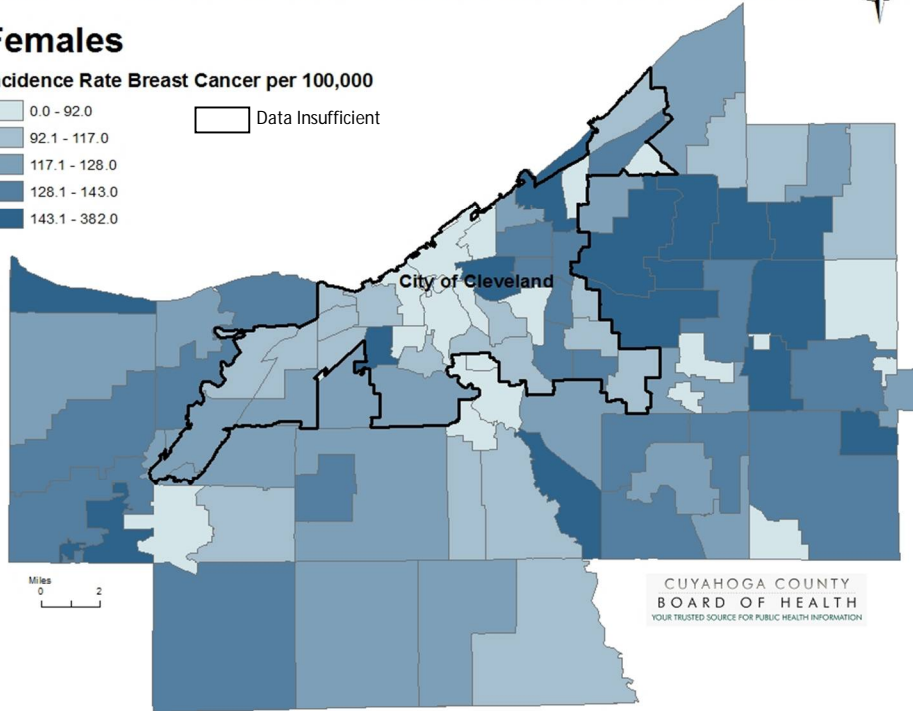
## Incidence

The rate of female breast cancer for Cuyahoga County from 2007-2011 was 129.6 per 100,000 population, compared to 120.5 for the state of Ohio and 123.0 for the nation.<sup>3</sup>

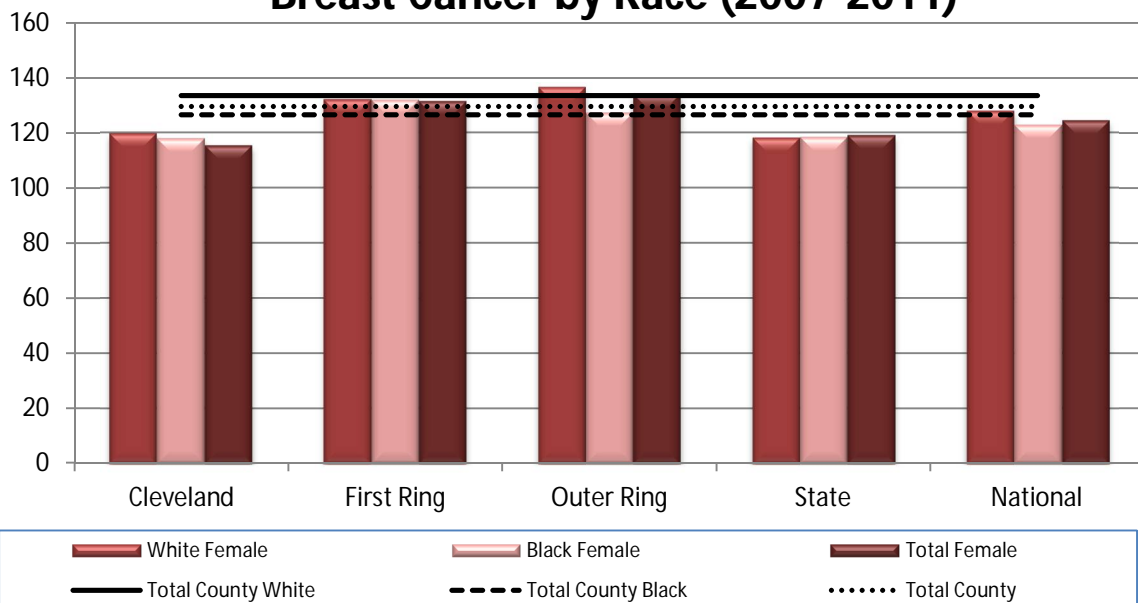
**Cuyahoga County:  
Female Breast Cancer Incidence Rates (2007-2011) by Neighborhood/Suburban Municipality**

### Females

Incidence Rate Breast Cancer per 100,000



## Breast Cancer by Race (2007-2011)



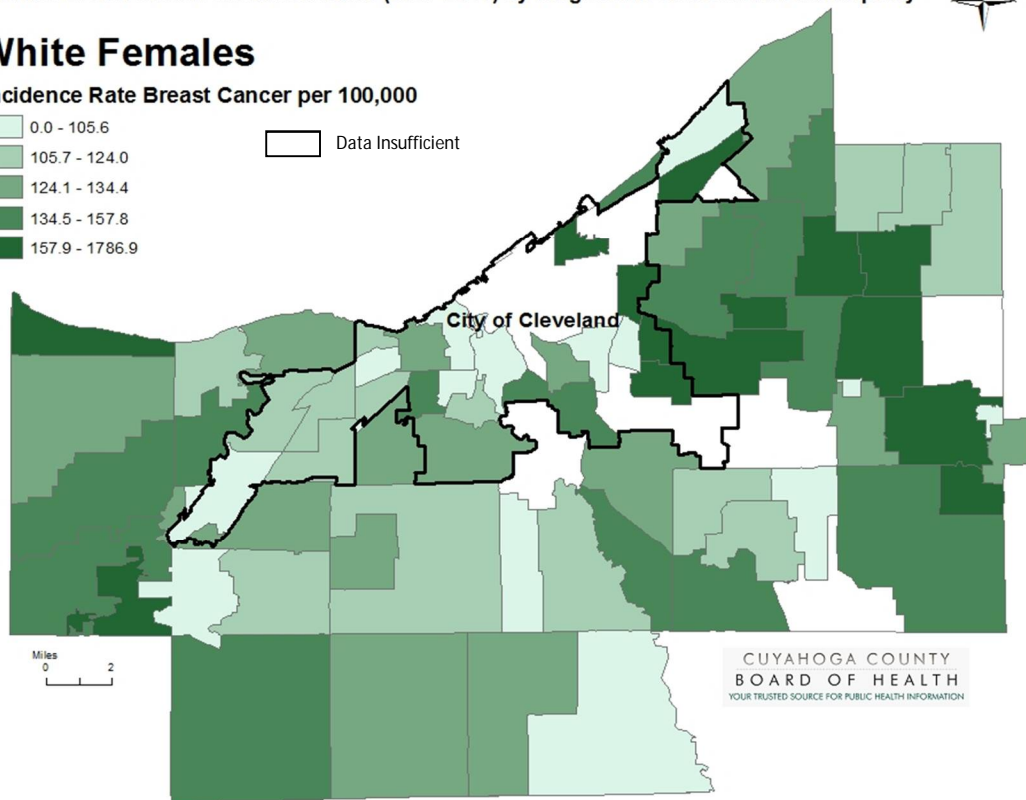
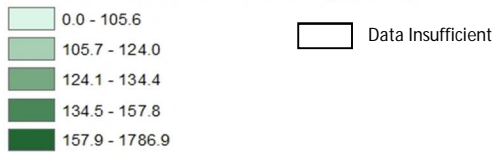
	Cleveland	First Ring	Outer Ring	Cuyahoga County	State	National
White Female	119.8	132.1	136.6	133.5	119.9	124.1
Black Female	118.0	131.8	127.3	126.6	119.8	121.4
Total Female	115.4	131.5	134.0	129.6	120.5	123.0

Cuyahoga County:  
Female Breast Cancer Incidence Rates (2007-2011) by Neighborhood/Suburban Municipality



## White Females

Incidence Rate Breast Cancer per 100,000



Cuyahoga County:  
Female Breast Cancer Incidence Rates (2007-2011) by Neighborhood/Suburban Municipality



## Black Females

Incidence Rate Breast Cancer per 100,000

